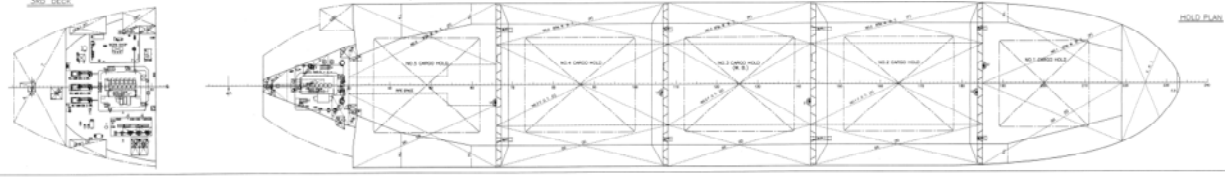
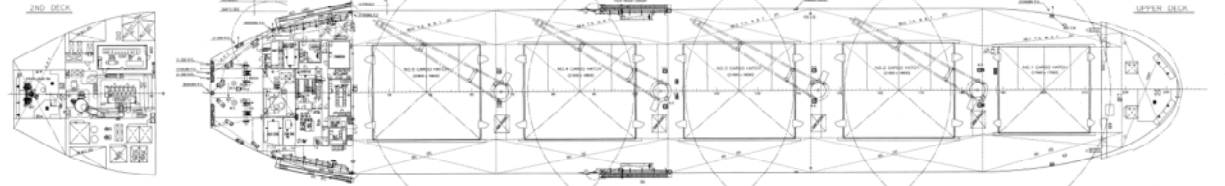
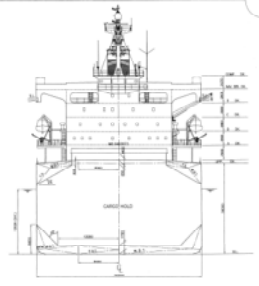
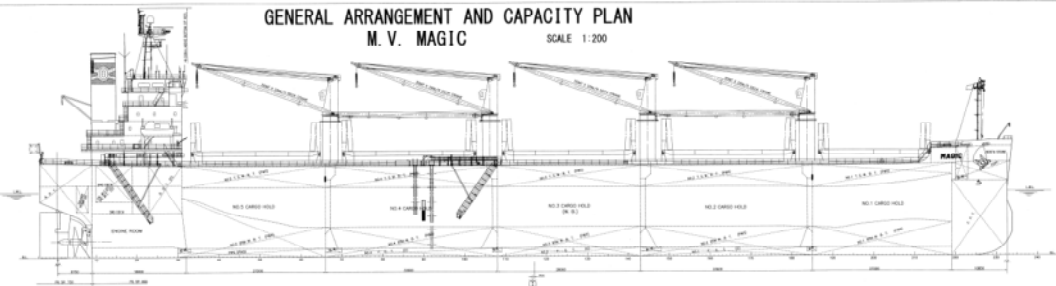
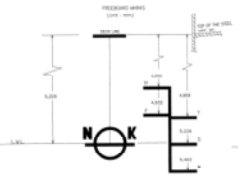


# GENERAL ARRANGEMENT AND CAPACITY PLAN M. V. MAGIC

SCALE 1:200

LOADING		DEADWEIGHT SCALE	
SHIP'S OWN STORES	WORLD TONNAGE	SHIP'S OWN STORES	SALT WATER
WORLD TONNAGE	NET TONNAGE	NET TONNAGE	NET TONNAGE
NET TONNAGE	GROSS TONNAGE	GROSS TONNAGE	GROSS TONNAGE
GROSS TONNAGE	WORLD TONNAGE	WORLD TONNAGE	WORLD TONNAGE

SHIP'S OWN STORES	WORLD TONNAGE	NET TONNAGE	GROSS TONNAGE
WORLD TONNAGE	NET TONNAGE	GROSS TONNAGE	WORLD TONNAGE
NET TONNAGE	GROSS TONNAGE	WORLD TONNAGE	NET TONNAGE
GROSS TONNAGE	WORLD TONNAGE	NET TONNAGE	GROSS TONNAGE



PRINCIPAL PARTICULARS	
1. GENERAL ARRANGEMENT	SCALE 1:200
2. TONNAGE	NET TONNAGE 10,000
3. DEADWEIGHT	NET TONNAGE 10,000
4. SPEED	15 KNOTS
5. RANGE	10,000 MILES
6. CARGO CAPACITY	10,000 TONS
7. PASSENGER CAPACITY	100 PASSENGERS
8. CREW CAPACITY	20 CREW
9. ENGINE	10,000 HP
10. FUEL CONSUMPTION	100 TONS PER DAY
11. WATER CONSUMPTION	100 TONS PER DAY
12. AIR CONSUMPTION	100 TONS PER DAY
13. POWER	10,000 KW
14. LIGHTING	10,000 WATTS
15. HEATING	10,000 WATTS
16. COOLING	10,000 WATTS
17. AIR CONDITIONING	10,000 WATTS
18. COMMUNICATIONS	10,000 WATTS
19. NAVIGATION	10,000 WATTS
20. SECURITY	10,000 WATTS
21. SAFETY	10,000 WATTS
22. MEDICAL	10,000 WATTS
23. RECREATION	10,000 WATTS
24. OTHER	10,000 WATTS

FINISHED PLAN

MAGIC SC-093

GENERAL ARRANGEMENT AND CAPACITY PLAN (WITH DEADWEIGHT SCALE)

1/200 1:20000

LIST NO. 16-3 TULSAH HOLDING CORPORATION