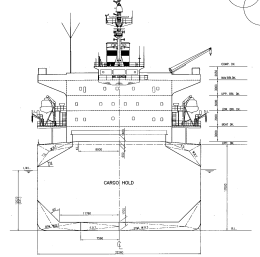
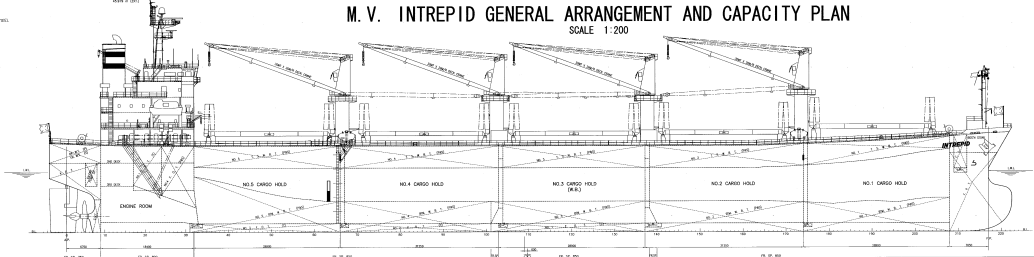
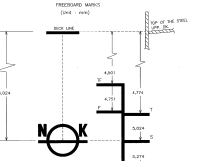


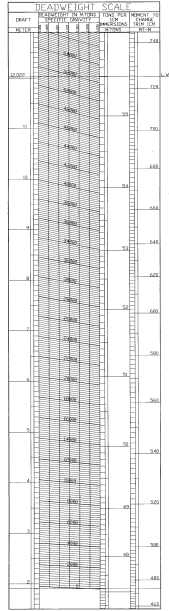
M. V. INTREPID GENERAL ARRANGEMENT AND CAPACITY PLAN

SCALE 1:200



LOAD

LOAD	WEIGHT (TON)	NO. OR UNIT	WEIGHT (TON)	NO. OR UNIT
NO. 1 CARGO HOLD	100	10000	100	10000
NO. 2 CARGO HOLD	100	10000	100	10000
NO. 3 CARGO HOLD	100	10000	100	10000
NO. 4 CARGO HOLD	100	10000	100	10000
NO. 5 CARGO HOLD	100	10000	100	10000



HOLD CAPACITY TABLE

COMPARTMENT	LENGTH (M)	BREADTH (M)	DEPTH (M)	TOTAL CAPACITY (TON)	WEIGHT (TON)	NO. OF BAGS	NO. OF CASES
NO. 1 CARGO HOLD	100.00	12.00	10.00	12000.00	12000.00	240000	12000
NO. 2 CARGO HOLD	100.00	12.00	10.00	12000.00	12000.00	240000	12000
NO. 3 CARGO HOLD	100.00	12.00	10.00	12000.00	12000.00	240000	12000
NO. 4 CARGO HOLD	100.00	12.00	10.00	12000.00	12000.00	240000	12000
NO. 5 CARGO HOLD	100.00	12.00	10.00	12000.00	12000.00	240000	12000

TANK CAPACITY TABLE

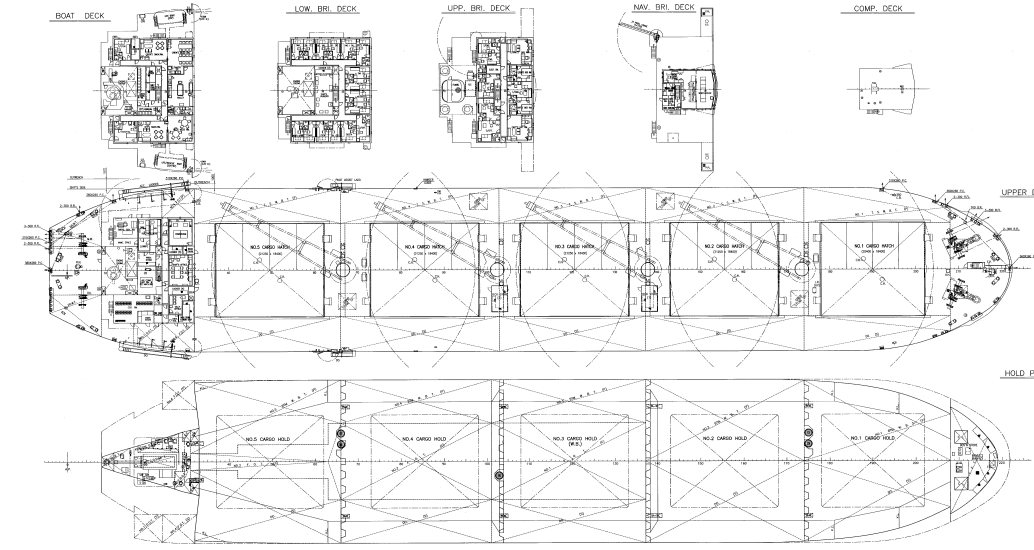
COMPARTMENT	LENGTH (M)	BREADTH (M)	DEPTH (M)	TOTAL CAPACITY (TON)	WEIGHT (TON)	NO. OF BAGS	NO. OF CASES
NO. 1 TANK	100.00	12.00	10.00	12000.00	12000.00	240000	12000
NO. 2 TANK	100.00	12.00	10.00	12000.00	12000.00	240000	12000
NO. 3 TANK	100.00	12.00	10.00	12000.00	12000.00	240000	12000
NO. 4 TANK	100.00	12.00	10.00	12000.00	12000.00	240000	12000
NO. 5 TANK	100.00	12.00	10.00	12000.00	12000.00	240000	12000

TANK CAPACITY TABLE

COMPARTMENT	LENGTH (M)	BREADTH (M)	DEPTH (M)	TOTAL CAPACITY (TON)	WEIGHT (TON)	NO. OF BAGS	NO. OF CASES
NO. 1 TANK	100.00	12.00	10.00	12000.00	12000.00	240000	12000
NO. 2 TANK	100.00	12.00	10.00	12000.00	12000.00	240000	12000
NO. 3 TANK	100.00	12.00	10.00	12000.00	12000.00	240000	12000
NO. 4 TANK	100.00	12.00	10.00	12000.00	12000.00	240000	12000
NO. 5 TANK	100.00	12.00	10.00	12000.00	12000.00	240000	12000

TANK CAPACITY TABLE

COMPARTMENT	LENGTH (M)	BREADTH (M)	DEPTH (M)	TOTAL CAPACITY (TON)	WEIGHT (TON)	NO. OF BAGS	NO. OF CASES
NO. 1 TANK	100.00	12.00	10.00	12000.00	12000.00	240000	12000
NO. 2 TANK	100.00	12.00	10.00	12000.00	12000.00	240000	12000
NO. 3 TANK	100.00	12.00	10.00	12000.00	12000.00	240000	12000
NO. 4 TANK	100.00	12.00	10.00	12000.00	12000.00	240000	12000
NO. 5 TANK	100.00	12.00	10.00	12000.00	12000.00	240000	12000



PRINCIPAL PARTICULARS

NAME OF VESSEL	M. V. INTREPID	TYPE	CARGO SHIP
REGISTERED IN	USA	NET TONNAGE	10000
GROSS TONNAGE	10000	REGISTERED TONNAGE	10000
LENGTH	100.00 M	BREADTH	12.00 M
DEPTH	10.00 M	DRAUGHT	10.00 M
MAX. SPEED	12.00 KNOTS	RANGE	10000 NM
ENGINE	2 x 1000 HP	STEERING	STEERED
PROPULSION	STEAM	ANCHORS	2 x 10000 LB
SAFETY	SAFETY NETS	WINDSHIELD	SAFETY NETS
COLLISION	SAFETY NETS	WINDSHIELD	SAFETY NETS
COLLISION	SAFETY NETS	WINDSHIELD	SAFETY NETS

FINISHED PLAN

NO. 1, 2, 3, 4, 5, 6, 7, 8, 9, 10, 11, 12, 13, 14, 15, 16, 17, 18, 19, 20, 21, 22, 23, 24, 25, 26, 27, 28, 29, 30, 31, 32, 33, 34, 35, 36, 37, 38, 39, 40, 41, 42, 43, 44, 45, 46, 47, 48, 49, 50, 51, 52, 53, 54, 55, 56, 57, 58, 59, 60, 61, 62, 63, 64, 65, 66, 67, 68, 69, 70, 71, 72, 73, 74, 75, 76, 77, 78, 79, 80, 81, 82, 83, 84, 85, 86, 87, 88, 89, 90, 91, 92, 93, 94, 95, 96, 97, 98, 99, 100

GENERAL ARRANGEMENT AND CAPACITY PLAN (WITH DIMENSION SCALE)

SCALE 1:200

DATE 1/2000

NO. 1, 2, 3, 4, 5, 6, 7, 8, 9, 10, 11, 12, 13, 14, 15, 16, 17, 18, 19, 20, 21, 22, 23, 24, 25, 26, 27, 28, 29, 30, 31, 32, 33, 34, 35, 36, 37, 38, 39, 40, 41, 42, 43, 44, 45, 46, 47, 48, 49, 50, 51, 52, 53, 54, 55, 56, 57, 58, 59, 60, 61, 62, 63, 64, 65, 66, 67, 68, 69, 70, 71, 72, 73, 74, 75, 76, 77, 78, 79, 80, 81, 82, 83, 84, 85, 86, 87, 88, 89, 90, 91, 92, 93, 94, 95, 96, 97, 98, 99, 100